



## ► IMPAXX® | External Mount/Perimeter Lights

### FEATURES

- High-output LEDs and Solaris® reflector technology
- SpectraLux™ multicolor LED provides the ability for a LED light head to change color while in operation
- Available in Red, Blue, White, Amber and Green LEDs
- Compact size allows for a variety of mount locations
- Advanced off-axis lenses
- Fully encapsulated weatherproof housing
- Wide variety of synchronized patterns
- Variety of mounting brackets available
- Five-year warranty

### APPROVALS

- SAE J595
- CCR Title 13
- NFPA 1901 Compliant models available
- EMI and RFI approved

### Highly Effective Warning

IMPAXX® light heads combine Solaris® reflector technology with the most advanced LEDs for the brightest, most efficient auxiliary, compact light available.

IMPAXX can operate independently or synchronize with other IMPAXX light heads and are programmed with 24 built-in flash patterns. These patterns can be synchronized to flash in the same pattern, flash in a sliding progression or flash in opposite sequence of each other.

### Optimized Lighting

IMPAXX light heads come with off axis lensing. The advanced off-axis lens provides warning light forward and to both sides, allowing for intersection or side vehicle mounting.

### SpectraLux™ and Takedown Capability

IPX6 models feature our SpectraLux™ multicolor LED capability and are available in single color models (6-LEDs), two-color models (12-LEDs), or three color models (18-LEDs). Two color models or three color models utilizing White LEDs can be wired to operate the White LEDs in “steady-on” mode to provide additional takedown capability.

### Easy Installation

IMPAXX lights come complete with a weatherproof housing, black bezel, and rubber grommet for quick and easy installation. A wide variety of brackets are available for various vehicle types and applications.

## SPECIFICATIONS

### IPX3

#### Specifications

Voltage	12.8 VDC
Current Draw	0.7 A
Operating temp	-30° C to +65° C

#### Physical Specifications

	With Bezel	Without Bezel
Length	3.7 in (9.4 cm)	2.9 in (7.4 cm)
Width	1.3 in (3.3 cm)	1.2 in (3.0 cm)
Height	1.7 in (4.2 cm)	1.3 in (3.3 cm)

#### Ship Weight

1.0 lb (0.45 kg)

### IPX6

#### Specifications

Voltage	12.8 VDC
Current Draw	1 A
Operating temp	-30° C to +80° C

#### Physical Specifications

	With Bezel	Without Bezel
Length	5.5 in (14.0 cm)	4.1 in (10.4 cm)
Width	1.5 in (3.8 cm)	1.4 in (3.6 cm)
Height	2.0 in (4.8 cm)	1.4 in (3.6 cm)

#### Ship Weight

1.0 lb (0.45 kg)

#### Patterns and Flash Rates

Flash Pattern	Description	Flash Pattern	Description
1	Off	14	75 FPM Double
2	79 FPM Power Quad*	15	150 FPM Triple
3	150 FPM Single	16	75 FPM Triple
4	151 FPM Single	17	5 Single @ 680 FPM/ 4 Single @ 216 FPM
5	74 FPM Single*	18	4 Single @ 570 FPM/ 3 Single @ 246 FPM
6	75 FPM Single	19	3 Single @ 460 FPM/ 2 Quad @ 75 FPM
7	240 FPM Single	20	Progressive Flash
8	241 FPM Single	21	4 Single @ 154 FPM/ 2 Quad @ 75 FPM
9	240 FPM Double*	22	Random Flash
10	241 FPM Double	23	3 quick flashes, then steady burn
11	150 FPM Double	24	Fed pulse 75
12	151 FPM Double	25	Steady Burn
13	74 FPM Double		

\*Conforms to CCR Title 13

## IMPAXX Compliance Chart

### IMPAXX 3, Horizontal Fluted Lenses

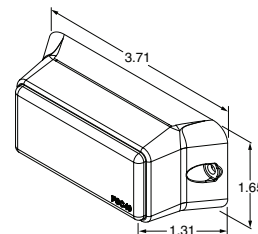
Color	Lens	SAE J845		SAE J595	CA 13
		Class	Coverage	Class	
Red	Clear	1	90°	1	Class B
	Red	1	90°	1	Class B
Blue	Clear	2	100°	2	Class B
	Blue	2	95°	2	Class B
Amber	Clear	2	95°	2	N/C
	Amber	2	95°	2	N/C
White	Clear	2	95°	2	N/A

### IMPAXX 6, Horizontal Fluted Lenses

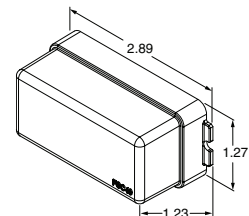
Color	Lens	SAE J845		SAE J595	CA 13
		Class	Coverage	Class	
Red	Clear	1	95°	1	Class B
Blue	Clear	2	>120°	2	Class B
Amber	Clear	1	>120°	1	Class B
White	Clear	1	90°	1	N/A

### IMPAXX 6, Vertical Fluted Lenses

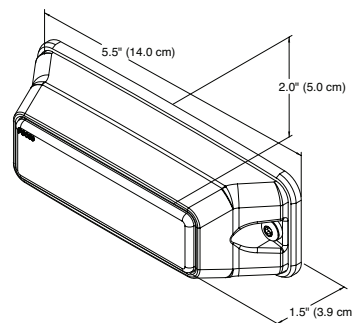
Color	Lens	SAE J845		SAE J595	CA 13
		Class	Coverage	Class	
Red	Clear	1	50°	1	Class B
Blue	Clear	2	70°	2	N/C
White	Clear	1	40°	1	N/A



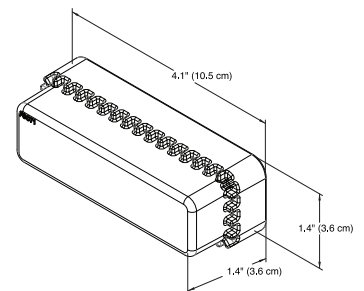
IPX3 With bezel



IPX3 Without bezel



IPX6 With bezel



IPX6 Without bezel

## Select Model

### IPX3 Models

#### Clear lens, advanced off-axis, horizontal mount

IPX300-2	3-LED light head, Amber
IPX300-3	3-LED light head, Blue
IPX300-4	3-LED light head, Red
IPX300-5	3-LED light head, White
IPX300-6	3-LED light head, Green

#### Color lens, advanced off-axis lens, horizontal mount

IPX302-2	3-LED light head, Amber
IPX302-3	3-LED light head, Blue
IPX302-4	3-LED light head, Red
Z8613137A	Black bezel, replacement

### IPX6 Models

#### Single Color, Clear off-axis lens, horizontal mount

IPX600B-A	6-LED light head, Amber
IPX600B-B	6-LED light head, Blue
IPX600B-G	6-LED light head, Green
IPX600B-R	6-LED light head, Red
IPX600B-W	6-LED light head, White

#### Dual Color, Clear off-axis lens, horizontal mount

IPX620B-BA	12-LED light head, Blue/Amber
IPX620B-BR	12-LED light head, Blue/Red
IPX620B-BW	12-LED light head, Blue/White
IPX620B-RA	12-LED light head, Red/Amber
IPX620B-RW	12-LED light head, Red/White
IPX620B-WA	12-LED light head, White/Amber

#### Triple Color, Clear off-axis lens, horizontal mount

IPX630B-BRA	18-LED light head, Blue/Red/Amber
IPX630B-BRW	18-LED light head, Blue/Red/White

#### Triple Color, Clear off-axis lens, vertical mount

IPX633B-BRW	18-LED light head, Blue/Red/White
-------------	-----------------------------------

### Optional Accessories

IPXM-1	Chrome bezel for IPX3 models*
IPX6M-1	Chrome bezel for IPX6 models*
Z8652239A	Black bezel, replacement

\*Note: Black bezel and grommet is included with every model



Two IPX620B-BR mounted with IPX-RSW3 bracket in rear window, on Ford Police Interceptor Utility



IPXM-1



IPX6M-1

## Brackets



### IPX-GRL1

IMPAXX, (1) grille brackets with hardware, vertical mount orientation, Ford Crown Victoria Police Package vehicles, 2002 – 2011



### IPX-GRL2

IMPAXX, (1) grille brackets with hardware, horizontal mount orientation, Ford Crown Victoria Police Package vehicles, 2002 – 2011 and Chevy Tahoe 2010 – 2014



### IPX-GRL5

IPX3/IPX6/VPX8/MPS300/MPS600, pair of grille brackets with hardware, Ford Police Interceptor Sedan, 2013 – 2019, not including Ecoboost models



### IPX-GRL6

IPX3/IPX6/MPS300/MPS600, pair of grille brackets with hardware, Ford Police Interceptor Utility, 2013 – 2015




### IPX-GRL7

IPX3/IPX6/VPX8/MPS3/MPS6, pair of grille bracket with hardware, horizontal mount orientation, Chevrolet Tahoe, 2015 – 2019



### IPX-GRL8

IPX3/IPX6/MPS3U/MPS6/MPS6U/MPS12/MPS12U pair of grille brackets with hardware, horizontal mount orientation, Dodge Charger 2015 – 2019 without Rumber installation




### IPX-GRL9

IPX3/MPS3U (1) grille bracket with hardware, horizontal mount orientation, Dodge Charger 2015 – 2019, intended for use with Rumber installation



### IPX-GRL10

IPX3/IPX6/MPS3(U)/MPS6(U), grille bracket with hardware, horizontal mount orientation, Ford Police Interceptor Utility, 2017-2019, does not include Ecoboost models



### IPX-GRL11

IPX6/MPS6/MPS6U/MPSW8, grille bracket with hardware, horizontal mount orientation, Ford F-150, 2015 – 2017



### IPX-GRL12

IPX3/IPX6/MPS3/MPS6/MPS3U/ MPS6U, grille bracket with hardware, Chevrolet Silverado SSV, 2015 – 2018



### IPX-GRL13

IP3/IPX6/MPS3/MPS6/MPS12, grille bracket with hardware, horizontal mount, Chevy Traverse 2016 – 2017

No  
Photo

### IPX-GRL14

IPX3/IPX6/MPS3/MPS3U/MPS6/MPS6U, pair of grille brackets, horizontal mount, no drill Ford F-150 PPV, XL, and XLT models, 2019



### IPX-LPV1

IPX3/IPX6, flat surface license plate mount, various vehicles without recessed plate mounting locations



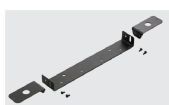
### IPX-LPV2

Adjustable license plate mounting kit to mount (2) IPX3/ IPX6/MPS3/MPS6/MPS12 light heads to the license plate of popular vehicles



### IPX-LPVX1

IPX3/IPX6, extended license plate bracket for vehicles with a recessed license plate mount location



### IPX-LPH1

IPX3/IPX6/MPS3, generic high side license plate holder with horizontal mount tab on each side, fits most vehicles



### IPX-LPF1

IPX3 only, generic low side license plate holder for horizontal IMPAXX install, fits most vehicles



### IPX-TRNK4

IPX3/IPX6, pair of inner trunk lid brackets with hardware, Ford Police Interceptor Sedan, 2013 – 2017



### IPX-PB45H

IPX3/IPX6, pair of 45-degree slanted push bumper mounts with hardware, horizontal light orientation, fits most push bumpers



### IPX-PB45V

IPX3/IPX6, pair of 45-degree slanted push bumper mounts with hardware, vertical light orientation, fits most push bumpers



### IPX-SW1

IPX3, pair of rear side window mount brackets, Each bracket holds (1) light, 2002 – 2011 Ford Crown Victoria Police Package vehicles and 2012 – 2019 Ford Interceptor Sedan



### VPX-SW

IPX6, pair of rear side window mount brackets, each bracket hold (2) IPX6 lights with cover, late model Ford Crown Victoria Police Package vehicles and 2012 – 2019 Ford Interceptor Sedan



### IPX-RSW3

IPX3/IPX6, pair of rear side window mount brackets, Ford Police Interceptor Utility, 2013 – 2019



### IPX-RSW4

Ford Utility cargo side window mounting kit, pair of bracket/cover to mount (1) MPS6U or (2) IPX3, IPX6, or MPS3U on each side of vehicle



### IPX-PBL1

IPX3/IPX6, pair, universal L-bracket, horizontal orientation



### IPXM6-SPACRKT

Kit of four 5-degree rubber mounting wedges for use with IPX6 lights without bezel



### IPXM6B-SPACRKT

Kit of four 5-degree rubber mounting wedges for use with IPX6 lights with bezel



### IPX-RSW1

IPX3/IPX6, pair of rear side window mount brackets and covers, 2006 – 2019 Dodge Charger and Dodge Durango, 2015-2019